

1 VM Slide Link View: Webhosting your Virtual Slides

VM Slide Link View

VM Slide Link View is your solution to publish your own slide collections without any effort on the internet.

You just send us your glass slides, we will do the rest. As result, you will get access to your own histology web portal on the internet.

The Service

- We digitise your slides.
- We organise your slides and metadata.
- We provide your user accounts.
- We assemble your individual web portal.

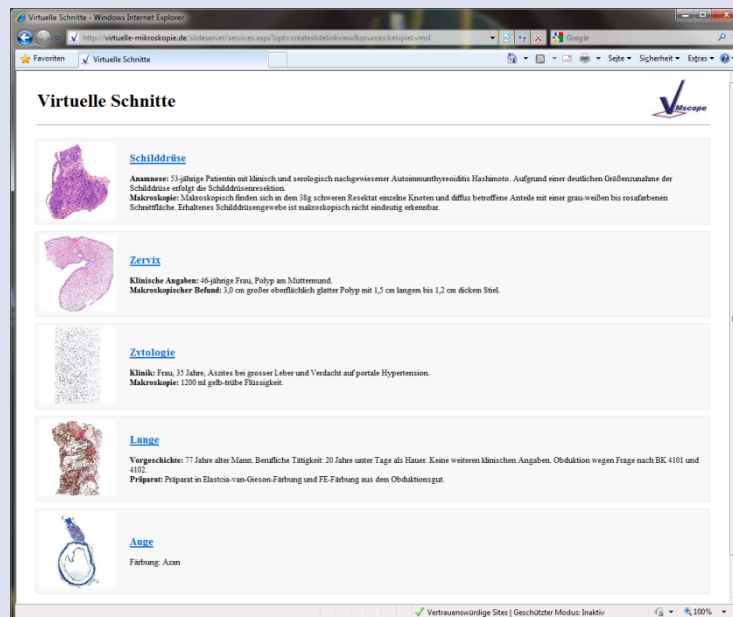
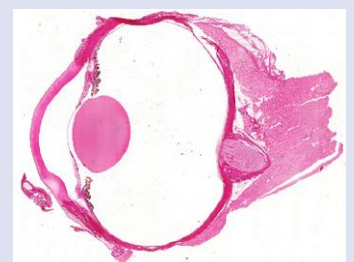


Image left:
VM Slide Link View

Image below:
Slide of the „Centre for
Anatomy“, Charité Berlin



VMscope GmbH
Campus Charité Mitte
Charitéplatz 1
10117 Berlin, Germany

Phone:
++49 (0)30 450 536188
Fax:
++49 (0)1212-552952179

info@vmscope.com
www.vmscope.com

Design
Dipl. Des. Manuela Rohde
www.numa-design.de

The Software

You will reach your virtual slides on the internet through accessing a link. After login (username and password) you will see the "VM Slide Link View", which shows you an overview of your slide collection (see image above).

If you click an overview image, „VM Slide Browser“ will open in your web browser. See the next page for details.

VM Slide Browser 2010: Web Microscopy without Browser-Plugins

Functionality

VM Slide Browser 2010 offers:

- Personal Login.
You can limit the access to your virtual slides to certain single users.
- Convenient Navigation.
Selection of magnification and navigation in the image is easy and intuitive.
- Display of annotations in the image and selection from a list in the viewer.
- Display of case texts in the viewer.
- Display of focal planes (z-stacks), if scanned accordingly
- Display of a thumbnail of the whole glass slide
- Display of the scaling

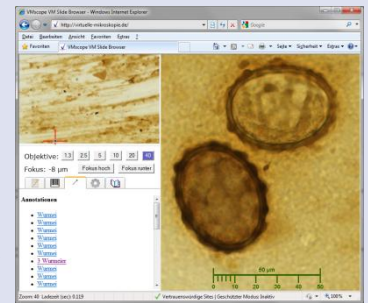


Image above:
Ascaris eggs. Slide with five focal planes

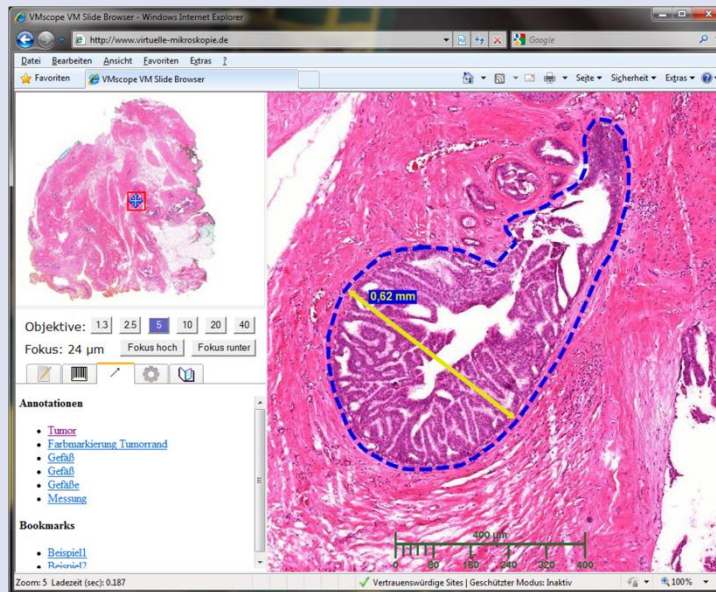


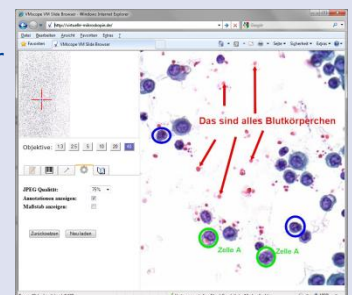
Image left:
VM Slide Browser 2010 with annotation list

Image below:
Cytology scan with different annotations

Application scenarios

VM Slide Browser 2010 will run at once in all current web browsers without any installation. That makes it easy and fast to view and navigate virtual slides on the internet, for example for:

- Simple e-learning application, histology course on the web
- Ring studies and reference slides on the internet
- Clinical case presentations
- Tele-consultation



VMscope GmbH
Campus Charité Mitte
Charitéplatz 1
10117 Berlin, Germany

Phone:
++49 (0)30 450 536188
Fax:
++49 (0)1212-552952179

info@vmscope.com
www.vmscope.com

Design
Dipl. Des. Manuela Rohde
www.numa-design.de